

The Varsity Letter

San Diego-Imperial Council - Boy Scouts of America

Volume 11 No.6

Circulation 260.5

June 2011

Don't Miss the Inaugural On Target Kickoff Workshop:

Saturday, June 11th will be our first ever On-Target Workshop. We will have two very experienced On-Target scouters, from Arizona and Orange County, who will explain every aspect of Operation On-Target. They will teach you how you can make it a memorable experience for your team. Including making signal mirrors, selecting a peak and how to have a great overall mountaintop experience.


Reserve your workshop space now!! There is a limited number of people that can attend. We would like to have a minimum of two adult and one or two youth leaders from each unit attending. The workshop begins at 9:00 am and ends at noon with a barbecue lunch for all of the attendees. There is no cost for this great opportunity to learn from the pros. See flyer on the last page of this month's newsletter.

The location is: Atkinson Studios, 9550 Chesapeake Dr. Ste. 203, San Diego, CA 92123. Directions: can be found here:

<http://www.atkinsonstudios.com/index2.html>

You may register for the workshop by emailing your name, youth leader's name and your unit number to:

lpurcell@san.rr.com



Team 387 on Mount Solidad, 2010

Indian Creek Loop Hike by Jerry Schad



For a wide-ranging introduction to the Laguna mountain landscape, plus a startling view of the Anza-Borrego Desert, try the following, easy-going, eight-mile walk around the north end of the Laguna Mountain Recreation Area. Much of this area was singed in the 2002 Pines Fire, which means the trees took a hit and look a bit ragged. Nonetheless, the pioneering undergrowth (and its consequent spring-time blossoming) is especially impressive in a wet year like this. Note that you will be following the Pacific Crest Trail much of the way, and on that particular trail it is illegal to ride a mountain bike.

Begin at the Penny Pines trailhead, mile 27.3 on Sunrise Highway (about four miles north of the community of Mount Laguna), where parking is available along the highway's wide shoulder. Be sure to post a National Forest Adventure Pass on your parked car. Start by following the Noble Canyon Trail, a popular hiking and mountain-biking path, west through Jeffrey pines. After gaining the north slope of a hill, dropping to cross dirt roads three times, and ascending once again to circle around the north end of a ridge, you'll come to a junction with the Indian Creek Trail, 2.4 miles from the start.

(Continued on Page 3)

President Monson Discusses Strengths of Scouting



This video was prepared for use as the Boy Scouts of America celebrated the 100th anniversary of Scouting in the U.S. in 2010. In the video, President Monson talks about the blessings Scouting can bring to those who live according to its principles.

You may see the video here:

<http://lds.org/study/prophets-speak-today/unto-all-the-world/president-monson-discusses-strengths-of-scouting?lang=eng&query=scouting>

Skills of Scouting

It is impossible to measure the great good that has come from Scouting during the last century, President Monson says. "Skills have been learned, values have been established, good deeds have been done, and lives have been enriched. Scouting skills have also saved lives."

He tells the story of his nephew's 11-year-old son, who, the same day he received his swimming award at a Court of Honor, rescued his younger brother from drowning using lifesaving procedures learned and practiced in Scouting. He also relates stories of his own experiences as a young Scout, including eating ice cream at winter camp even when the Scouts were freezing, and learning about patience and kindness through the example of his Scoutmaster, who had only one leg.

Bringing out the best

"Scouting brings out the best in each of us," President Monson says. "You've learned much from Scouting. Live what you've learned and will continue to learn. Help others to hike the trails, to keep steadfast in the paths of truth, of honor, of duty, that all of you can soar together on eagles' wings. You are part of a mighty army of youth, even a royal army, and every organization, to be successful, has an honored tradition to uphold. May you uphold Scouting's tradition, for it can be as a lighthouse beacon in the world of stormy seas, it can be a motivation to prepare for your role in life, it can be a yardstick against which you measure your accomplishments."

Noting that he has served on the National Executive Board of the Boy Scouts of America for more than 40 years, President Monson says, "I believe in the power of Scouting to bless and enrich lives for good."

President Monson concludes the video by giving his own Scout salute, in honor of Scout leaders, parents of Scouts, and to Scouts themselves.



"There is no teaching to compare with example."

Lord Robert Baden-Powell

(Continued from Page 1)

Turn right at this junction and descend about 0.8 mile through black oaks and chaparral to the grassy banks along trickling Indian Creek.

Indian Creek Trail now sharply ascends to the left, but you head north, upstream along Indian Creek, following the remnants of an old road on the left bank. Keep going on what becomes a better dirt road until you reach Pioneer Mail Picnic Ground — 4.6 miles, across Sunrise Highway. Just below the picnic tables, find the Pacific Crest Trail (PCT) and follow it to the right (east). You parallel Sunrise Highway for a stretch and then crookedly ascend oak- and pine-shaded hillsides dotted with yellow wallflowers, blue lupines, and crimson Indian paintbrush blossoms. Leveling, the trail proceeds through ceanothus (wild lilac) chaparral. The upper reaches of Cottonwood Canyon, which leads toward the desert, lie on the left.

Next comes an oblique intersection with a wide trail to Garnet Peak. Find the continuation of the PCT on the far side, maintaining a course along the rim of the desert-facing Laguna Mountain escarpment. Here and there you can try working your way east through some intervening chaparral growth to reach the brink of the escarpment. Or you can wait until you get to a stretch of trail where you look straight down into the yawning depths of Storm Canyon, which drops sheer toward the desert floor. A final descent on the PCT, through oaks and pines, takes you back to the Penny Pines trailhead.

This article contains information about a publicly owned recreation or wilderness area. Trails and pathways are not necessarily marked. Conditions can change rapidly. Hikers should be properly equipped and have safety and navigational skills.

Hiking length: 8 miles. Difficulty: Moderately strenuous. Download a map of the area:

<http://varsity.sdicbsa.org/resources.html>

Hiking Sticks, Trekking Poles:



Hiking sticks, trekking poles, walking sticks:

Whatever you call them they serve the same basic purpose, offering extra support and stability on the trail. As with most every pieces of equipment there are upsides and downsides. One of the downsides is once you set out with them, you are more or less stuck with them.

Anything that's long enough to grip with your arm at your side, elbow bent at a right angle--and sturdy enough to bear your weight, can become a hiking stick. You'll also encounter high-tech versions that resemble ski poles. The come singly or in pairs.

Advantages

Hiking sticks, whether used singly or in pairs, offer a number of benefits. You can use them to probe the depth of mud or water in front of you, or to feel for solid footing. They also make a convenient third point of balance when crossing swift-running water. Hiking sticks help reduce the load on your joints from carrying heavy loads, and you can use them to help power yourself uphill or for extra balance on the way down.

Disadvantages

Some high-tech hiking sticks telescope into a compact bundle that you can strap to your backpack for easy storage. But non-telescoping sticks can become a serious hassle in some terrain, getting tangled in low underbrush or tiring your arms and shoulders if you have to carry them a long distance. If you drag the stick behind you or carry it jutting behind you, you can poke other hikers by mistake.

Coach's Corner: The Keys



Imagine a man walking down a hallway.

At intervals along the floor of the hall are keys. The man stops to pick up some keys and leaves others. Maybe he cannot hold all of the keys. Perhaps he is lazy and does not choose to pick up a particular key.

He comes to a large room with many doors. Each door can be unlocked with a key. A few of the doors are already open. The man looks at the doors and reads the signs on them. Some of the doors are very attractive. Some hold no interest for him. Unfortunately, a few of the very attractive doors require keys that he did not pick up, and he cannot open the doors.

The keys are opportunities. The hallway is your life. The room represents cross roads (where you have to make a choice) in your life. The doors are goals or rewards.

If you do not grab the opportunities as you travel through life, you will not be able to unlock the door to your goal or reward.

Get good grades NOW!! So that doors will remain open for you for scholarships, or your choice of a college.

Advance NOW!! So that you can finish your Eagle requirements before life throws roadblocks in your path.

Exercise NOW!! So that you will have a better opportunity to do the things you want to do physically.

Pick up the keys NOW!! So that you can open the doors when you want to or have to make a choice.

May Varsity Leader Huddle:

This month's Varsity Leader Huddle was one of the best ones we have had. The gathering activity was watching a fun slide show of last month's Varsity Triathlon. Subjects covered included a hands on demo of exercises to help prepare the Scouts for their Super Activity. Then we discussed the upcoming On-Target Workshop, as mentioned on page one of this month's newsletter. The south Huddle's roundtable discussion topic of how to get your Scouts over the last hurdles to obtaining the Eagle Scout Award. Some great ideas! After the Coach's Corner we closed the evening by cooking and enjoying Poor Man's S'mores. The recipe was in last month's newsletter.

Our attendance, though enthusiastic, was less than expected. As the Huddle Commissioner, I cannot understand why Coaches choose not to attend the Huddles. Besides being fun, there is an amazing amount of information that can help a Coach be even better.

Make plans now. Put the date (July 21st) on your calendar and attend the July Huddle.


The huddle handouts can be found on our website:

<http://varsity.sdicbsa.org/resources.html>

The Triathlon slide show can be downloaded here:

<http://varsity.sdicbsa.org/events.html>





Schedule a Mountain Man

Each year members of the staff of the Varsity Scout Mountain Man Rendezvous visit Varsity Scout units. We bring tomahawks, tomahawk targets, guns, slide shows, a couple of ugly mountain men and other items to interest and to prepare your scouts for the 2011 Rendezvous.

Again this year the offer is being made. There is only so many units that we can visit during the summer months, so it's first come first served. We are available only during the months of June, July and August. No September visits!

If you are interested in having us visit your unit, contact the Booshway at:

booshway@varstiyrendezvous.com



The Rendezvous Staff

2011 Varsity Scout Dates And Contact Info:

Varsity Scout Leader's Huddle:

July 21st - Thursday, 7:00 pm

September 8th - Thursday, 7:00 pm

November 17th - Thursday, 7:00 pm

North Huddle:

Barry Baker: iambarrybaker@yahoo.com

South Huddle:

Lon Atkinson: Lon@AtkinsonStudios.com

Varsity Leader Training:

October 21-22nd. Santee Stake Center

Ed Jones: edjonesheating@hotmail.com

Varsity On-Target:

June 11th: On-Target Preparation Meeting.

July 16th: On-Target

Larry Purcell: lpurcell@san.rr.com

Mountain Man Rendezvous:

September 16-17th

Lon Atkinson:

Booshway@VarsityRendezvous.com

Varsity Mailing List:

Marty Bramwell: MartyBramwell@yahoo.com

Varsity Newsletter:

Lon Atkinson:

Lon@AtkinsonStudios.com

Council Activity Dates:

June 2-4th - Woodbadge, 2nd weekend

July 15th - Scout Night at Petco Park

Council Calendar:



<http://www.sdicbsa.org/Calendar/default.php?V=C>

The Varsity Letter

San Diego-Imperial Council - Boy Scouts of America

Volume 11 No. 6

Page 6



Download the official times and a slide show:
<http://varsity.sdicsa.org/events.html>

ON-TARGET KICKOFF WORKSHOP

Saturday June 11, 2011 9:00 am - Noon

Atkinson Studios, 9550 Chesapeake Dr. Ste. 203
San Diego, CA 92123

The purpose of the Kickoff Workshop is to teach the adult and youth leaders about On Target and to prepare them to teach the members of their unit. Two adult and one or two youth leaders from your unit is invited to attend.

Lunch will be provided.

Agenda:

1) History of mirror signaling

- General: Gauss, Mance, US Signal Service, Geronimo, WWII, modern day fighter pilots and astronauts)
- Mountaintop signaling: US Survey, Manzanitas, Operation On Target
- Geographic: Western US, California, San Diego Area
- History of Operation On Target

(2) Making signal mirrors

- Theory of aiming signal mirrors: Power Point presentation
 - Pass around samples
 - Workshop
- Making 12"x12" signal mirrors. (Material will be supplied.)

(3) Using signal mirrors

- Theory
- Practice session

(4) Planning tips for Operation On Target

- Locating peaks that can see each other: experience, www.heywhatsthat.com
- Getting a bearing on other peaks: Hand compass, compass binoculars, angle offsets, "sight pictures"
- Communications: Amateur radio, Cell phone, texting, pager

Presenters: Richard A. Fowell from Orange County and Bob Church from Arizona. Both presenters are experienced in the On-Target program.

Please contact Larry Purcell at: lpurcell@san.rr.com to let us know that you will be attending. There is a limit to the number who can attend, so register as soon as you can. Remember, two adults and one or two youth leaders from each unit is invited.